

3 New Projects plus 3 BOMs



Quilter's Progress




Patriotic Pop



Let's Twist Again



Sun and Mercury



One is Like the Other

A Message from RaeLyn

My 3-year-old grandson was recently introduced to the quilting frames in a basement room where I'm finishing a quilt for his new baby sister, Elinor. "Who sleeps in here?" Ezra asked, looking wide-eyed around the room. I said, "No one sleeps in this room; it's where I make quilts for the people I love." I reminded him he has two quilts I made for him and because no one else was around, I whispered that he has two because I love him double.



Ezra looked at the quilt on the frames set at about his eye level and asked, still convinced that someone must sleep in this room full of quilts, "How do they get up there?" I explained that when the quilt was ready to use, I'd bring it down to Elinor's level so she wouldn't have to climb up. He seemed satisfied with that and continued exploring this room of wonder he'd never known existed.

Do you remember when you first discovered quilting? Did it feel as wondrous as the quilting frames did to little Ezra? Or did you, like me, grow up around quilting and think of it as "old lady work"? I'm not sure if I grew out of my childish sentiments or grew into old lady status. Either way, I now see quilting as an odd labor of love that perhaps only quilters understand.

The time, planning, and patience sewn into even the most rustic quilt give it value nothing as common as money could ever represent. Yet so often, we freely give away the fruits of that labor to express, not the value of the quilt but the value of the receiver. Or maybe finding someone to be "quilt worthy" is not about the receiver at all, but rather a glimpse inside the heart of the quilter and where the receiver resides there.

Here's to those we love double!

Best,



RaeLyn Boothe

The Quilt Pattern Magazine is an online magazine that is published 12 times a year. Subscribe at www.QuiltPatternMagazine.com.

Postal address: **The Quilt Pattern Magazine, PO Box 182671, Arlington, TX 76096-2671, USA**

FOUNDER, CEO: Cindy Dean Mccoy
CO-FOUNDER, CONSULTING EDITOR: Maria Hrabovsky
GRAMMAR EDITOR: Cynthia Passaretti
GRAMMAR EDITOR: Michele Duffy
TECHNICAL EDITOR: Phyllis Harvell
TECHNICAL EDITOR: RaeLyn Boothe

PATTERN FORMATTER: Bonny Peters
PATTERN FORMATTER: Sue Beevers
PATTERN FORMATTER: Cheryl Quigley
PATTERN FORMATTER: Helene Knott
MARKETING: Nan Baker

Products advertised in this magazine are the sole responsibility of the advertisers. Consumer complaints should be addressed to the individual advertiser. Written notifications can be sent to **The Quilt Pattern Magazine** at the address above.

Reproduction of any part of this magazine in any way whatsoever is strictly prohibited.

You may make and sell up to 5 quilted items from any pattern in this magazine. For anything above that, or to exhibit a quilt from one of our magazine patterns, you must contact the designer for permission.

The instructions in this magazine are published in good faith and have been checked for accuracy; however, no warranty, either expressed or implied, is made nor are successful results guaranteed. We have no control of, nor are we responsible for, content outside of our website.

Table of Contents

Projects



6 *Basket Block*

by Sue Beevers


This month we work on our diamond border.



16 *Let's Twist Again*

by Cinzia White

Use a quick piecing technique and make assembling this strip-pieced quilt fast.



10 *Quilter's Progress*

by Bonny Peters


This month we go on an endless journey.



24 *Sun and Mercury*

by Zsuzsanna Sziva and Noémi Sziva


Let's have a party! Sun and Mercury are ready to go.



12 *One is Like the Other*

by Cindy McCoy

Enjoy making your first block for this project and see how each one is like the other.



28 *Patriotic Pop*

by Nan Baker

This project shouts, "Hip, hip, hooray for the USA!" Your version might reflect your nation's colors.

Our Commitment to Our Readers and to Quality

Here, at *The Quilt Pattern Magazine*, we are committed to bringing you top-quality patterns that you can depend upon. Our designers are required to have completed their original quilts and to have their patterns tested before submitting them to us. Our team of editors (who are all quilters, too!) then format the patterns (retaining national spellings) and send them out for testing again. Our testers follow the directions from beginning to end, making the entire top (not just a few blocks), including multiple sizes when necessary, to ensure that the materials list, directions, illustrations, and templates are all accurate.

Table of Contents

Features



8 *The Barefoot Quilter* by Anna Branch
Stitched Together - The Addition Continues

23 & 27 *Gallery*
View completed **TQPM** projects made by our readers.



38 *The Ultimate Quilt Finishing Guide*
by Harriet Hargrave and Carrie Hargrave-Jones
Reviewed by Cynthia Passaretti

39 *Staff*
Meet our staff.

PDF
Templates

Patterns with this symbol have printable templates in this month's PDF Templates file.

Definitions of skill levels:

- **A beginner** must have basic sewing knowledge (including how to use a rotary cutter and the ability to sew a proper seam allowance) and have made at least one quilt.
- **A beginner/intermediate** quilter has more than basic quilting skills and the beginning of intermediate skills.
- **An intermediate** quilter must have made several quilts in either pieced or appliqué styles.
- **An intermediate/advanced** quilter has more than intermediate quilting skills and the beginning of advanced skills.
- **An advanced** quilter will have made many complex quilts.



Common Abbreviations:

- BA:** Baltimore Album
- BOM:** Block Of The Month
- COC:** Cream On Cream
- EPP:** English Paper Piecing
- FPA:** Freezer Paper Appliqué
- FQ:** Fat Quarter
- HST:** Half Square Triangle
- LOF:** Length Of Fabric
- NS:** No Steam
- OG:** On Grain
- OTB:** On The Bias
- PWF:** PreWashed Fabric
- QST:** Quarter Square Triangle
- RST:** Right Sides Together
- SST:** Side Setting Triangle
- UFO:** UnFinished Object
- WIP:** Works In Progress
- WOF:** Width Of Fabric
(from selvage to selvage)
- WOW:** White On White

BERNINA

made to create



Cat Den MOUNTAIN QUILTS


www.CatDenMountainQuilts.com
www.catdenmountainquilts.com/project-journal
www.facebook.com/CatDenMountainQuilts/
Bonny.Peters@CatDenMountainQuilts.com



PURRFECT SPOTS

Unique Quilts
and
Needlework

www.purrrfectspots.com



Snuggles QUILTS
 Designs by
 Deanne Eisenman

www.snugglesquilts.com

Great quilt patterns and books for quilters of all skill levels.

Whether you are looking for seasonal, holiday or everyday quilt patterns, you will find them at shop.snugglesquilts.com!



Helene Knott
 Artist
 Quilter
 Teacher



Offering virtual guild programs and workshops as well as private lessons, commissions and sales

helene.m.knott@gmail.com
 PO Box 261 • Oregon City • OR 97045
 503 631-8806 www.heleneknott.com



Quilts for Sale

**THE Online Place to Buy and Sell Quilts
 Made by Canadian and U.S. Quilters
 Visit us at <http://www.quiltsforsale.ca>**