

4 *New Projects*
plus
1 BOM
2 Mysteries


- * *Check out the fireworks show.*
- * *Let this be your final spin in the frozen runes.*
- * *There is always a variation.*



The Fireworks Show



Variation




Frozen Runes



Final Spin

A Message from Michele

Ah, September is here. On the one hand, I will miss the lazy days of summer, but on the other hand, I am excited about the change of seasons. Do your quilting colors change with the seasons as mine do? When the fall begins to seep inside my bones, the need for deeper, more vibrant colors in my quilts appears: sky blue and peony pink give way to deep red sunsets, amber leaves, and fields of gold. For some unknown reason, these shades mingle within patterns, and the whole quilt just seems a little cozier to me.



Michele Duffy

There are certainly some benefits to quilting in autumn. One of my favorites is sitting on the sofa in front of the fireplace while binding. I've found that binding is like riding a bicycle or swimming—once you get the rhythm down, it becomes meditative whereby all the things running circles around your mind begin to organize themselves. A few stitches later, the problem that you couldn't figure out gently floats away as the solution comes into view. And really, what could be better than toasty toes under a quilt while you put the finishing touches on it?

As you look through the patterns this month, try to imagine them in the colors that make you feel warm and secure, as if you're receiving a huge hug that wraps around your body. Then go ahead and make that quilt for someone who needs a reminder that your love is always present, even when you are not. As the saying goes, "Handmade is heart-made."

Affectionately,

Michele

The Quilt Pattern Magazine is an online magazine that is published 12 times a year. Subscribe at www.QuiltPatternMagazine.com.

Postal address: **The Quilt Pattern Magazine, PO Box 182671, Arlington, TX 76096-2671, USA**

FOUNDER, CEO: Cindy Dean Mccoy
CO-FOUNDER, CONSULTING EDITOR: Maria Hrabovsky
GRAMMAR EDITOR: Cynthia Passaretti
GRAMMAR EDITOR: Michele Duffy
TECHNICAL EDITOR: Phyllis Harvell

TECHNICAL EDITOR: RaeLyn Boothe
PATTERN FORMATTER: Bonny Peters
PATTERN FORMATTER: Kari Lippert
PATTERN FORMATTER: Sue Beevers
MARKETING: Nan Baker

Products advertised in this magazine are the sole responsibility of the advertisers. Consumer complaints should be addressed to the individual advertiser. Written notifications can be sent to **The Quilt Pattern Magazine** at the address above.

Reproduction of any part of this magazine in any way whatsoever is strictly prohibited.

You may make and sell up to 5 quilted items from any pattern in this magazine. For anything above that, or to exhibit a quilt from one of our magazine patterns, you must contact the designer for permission.

The instructions in this magazine are published in good faith and have been checked for accuracy; however, no warranty, either expressed or implied, is made nor are successful results guaranteed. We have no control of, nor are we responsible for, content outside of our website.

Table of Contents


Projects




6 *The Fireworks Show*
by RaeLyn Boothe
Use up small scraps of vibrant jewel-tones.



26 *Final Spin*
by Nan Baker
Nan's style really shines in this new Block of the Month (BOM) program.




14 *Rustic Queen*
by RaeLyn Boothe
We have more Half Square Triangles to make.



28 *Bloomin' Time*
by Barbara Chojnacki
The single block in this wonderful pattern is simple to piece.



18 *Variation*
by Amy Stirrup
Chose three of your favorite contrasting colors to create a bold, graphic design with lots of motion.



34 *Frozen Runes*
by Kari Lippert
Although the quilt can be stitched with machine appliqué, this would also make a great, portable hand-appliquéd project.

Our Commitment to Our Readers and to Quality


Here, at *The Quilt Pattern Magazine*, we are committed to bringing you top-quality patterns that you can depend upon. Our designers are required to have completed their original quilts and to have their patterns tested before submitting them to us. Our team of editors (who are all quilters, too!) then format the patterns (retaining national spellings) and send them out for testing again. Our testers follow the directions from beginning to end, making the entire top (not just a few blocks), including multiple sizes when necessary, to ensure that the materials list, directions, illustrations, and templates are all accurate.

Table of Contents

Features

12 *701 Mystery* by Amy Stirrup
We have more three-block strips to make.

16 *Writer's Block(s)*
by Alma Barkman
This is such a clever story.



24 *The Barefoot Quilter* by Anna Branch
Stitched Together: Never Too Old

40 *Gallery*
View completed *TQPM* projects
made by our readers.

41 *Staff*
Meet our staff.

PDF
Templates

Patterns with this symbol have printable templates in this month's PDF Templates file.

Definitions of skill levels:

- **A beginner** must have basic sewing knowledge (including how to use a rotary cutter and the ability to sew a proper seam allowance) and have made at least one quilt.
- **A beginner/intermediate** quilter has more than basic quilting skills and the beginning of intermediate skills.
- **An intermediate** quilter must have made several quilts in either pieced or appliqué styles.
- **An intermediate/advanced** quilter has more than intermediate quilting skills and the beginning of advanced skills.
- **An advanced** quilter will have made many complex quilts.



Common Abbreviations:


- BA:** Baltimore Album
- BOM:** Block Of The Month
- COC:** Cream On Cream
- EPP:** English Paper Piecing
- FPA:** Freezer Paper Appliqué
- FQ:** Fat Quarter
- HST:** Half Square Triangle
- LOF:** Length Of Fabric
- NS:** No Steam
- OG:** On Grain
- OTB:** On The Bias
- PWF:** PreWashed Fabric
- QST:** Quarter Square Triangle
- RST:** Right Sides Together
- SST:** Side Setting Triangle
- UFO:** UnFinished Object
- WIP:** Works In Progress
- WOF:** Width Of Fabric
(from selvage to selvage)
- WOW:** White On White

Quilts for Sale

THE Online Place to Buy and Sell Quilts
Made by Canadian and U.S. Quilters
Visit us at <http://www.quiltsforsale.ca>



BERNINA
made to create



Snuggles
QUILTS
Designs by
Deanne Eisenman
www.snugglesquilts.com

**Great quilt patterns and books for
quilters of all skill levels.**

Whether you are looking for seasonal, holiday or
everyday quilt patterns, you will find them at
shop.snugglesquilts.com!



**Cat Den
MOUNTAIN
QUILTS**

www.CatDenMountainQuilts.com
www.catdenmountainquilts.com/project-journal
www.facebook.com/CatDenMountainQuilts/
Bonny.Peters@CatDenMountainQuilts.com



BLOG: Shawl.com, SHOP: Shawl.net

ORDER BOOKS ON AMAZON: Kathy Seaman Shaw (AUTHOR)



PURRFECT SPOTS

Unique Quilts
and
Needlework

www.purrfectspots.com