


3 *New Projects*
plus
2 New BOMs
1 New Mystery


- * *Which kaleidoscope will you pick?*
- * *Begin to solve a mystery.*
- * *Have fun with tile play.*



Harlequin



Baby Cherrywood Blocks



Floral Spin Mystery



Kaleidoscope



Kaleidoscope Flake



Tile Play

A Message from Nan

Orange you glad it's October? That's the color I immediately think about when this month is mentioned. We've beautiful orange leaves on the trees, and let's not forget the orange pumpkins! I LOVE PUMPKINS! My heart jumps with joy when they magically start appearing at the stores or at the different "Pumpkin Patches" around the area. My kitty, Gibbs, even has a toy cloth pumpkin and it's her favorite. Pumpkins come in so many different shapes and sizes, it's hard to choose a favorite one, and it takes me forever to decide. So guess what? I buy quite a few. Doesn't that sound like what we do with fabric?



Speaking of fabric, you need to go through your stash or run to the store since shops offer so many wonderful options for quilt projects this month. There are big projects, little projects, machine stitching projects, and hand stitching projects. We start a new mystery this month and two BOMs. Several quilts are quick and simple, and you may find yourself making more than one. We have pieced quilts, applique quilts, and English Paper Piecing quilts. Do I need to go on? And of course I have to remind you that Kennel Quilts is also a good way to use up your fabrics and help shelter pets at the same time. (We have to use fabric up so we can buy more – right?)

When the nights get cooler with the harvest moon and frost on the pumpkins, you'll find a "purrfect" time to start on some projects for the winter and the upcoming holiday season. Grab a Pumpkin Spice latte, curl up on the couch, and start one of these wonderful projects. Please share when you finish since we love to see what our readers make.

So now, orange you glad it's October! (Don't forget the pumpkin bread!)



Nan Baker



The Quilt Pattern Magazine is an online magazine that is published 12 times a year. Subscribe at www.QuiltPatternMagazine.com.

Postal address: **The Quilt Pattern Magazine, PO Box 182671, Arlington, TX 76096-2671, USA**

FOUNDER, CEO: Cindy Dean Mccoy
CO-FOUNDER, CONSULTING EDITOR: Maria Hrabovsky
EDITOR IN CHIEF: Barbara Chojnacki
EDITOR: Roxana Whitner
TECHNICAL EDITOR: Nancy Noah

TECHNICAL EDITOR: Phyllis Harvell
PATTERN FORMATTER: Bonny Peters
PATTERN FORMATTER: Kari Lippert
PATTERN FORMATTER: Sue Beevers
MARKETING: Nan Baker

Products advertised in this magazine are the sole responsibility of the advertisers. Consumer complaints should be addressed to the individual advertiser. Written notifications can be sent to **The Quilt Pattern Magazine** at the address above.

Reproduction of any part of this magazine in any way whatsoever is strictly prohibited.

You may make and sell up to 5 quilted items from any pattern in this magazine. For anything above that, or to exhibit a quilt from one of our magazine patterns, you must contact the designer for permission.

The instructions in this magazine are published in good faith and have been checked for accuracy; however, no warranty, either expressed or implied, is made nor are successful results guaranteed. We have no control of, nor are we responsible for, content outside of our website.

Table of Contents

Projects



6 Harlequin
by Nancy Noah
Buckle down and get ready for a fun ride through your scraps.




22 Kaleidoscope
by Barbara Gavlick Hartnett
Three simple units are twisted and turned to make this interesting design.



12 Baby Cherrywood Blocks
by Donna Westerkamp
With no critical seams matching, this project goes together quickly.



32 Tile Play
by Nan Baker
This beautiful appliqué quilt is a simple and classic design.



18 Kaleidoscope Flake
by Cindy Mccoy
Start another English Paper Piecing project.

Our Commitment to Our Readers and to Quality

Here, at *The Quilt Pattern Magazine*, we are committed to bringing you top-quality patterns that you can depend upon. Our designers are required to have completed their original quilts and to have their patterns tested before submitting them to us. Our team of editors (who are all quilters, too!) then format the patterns (retaining national spellings) and send them out for testing again. Our testers follow the directions from beginning to end, making the entire top (not just a few blocks), including multiple sizes when necessary, to ensure that the materials list, directions, illustrations, and templates are all accurate.

Table of Contents

Features



15 Sew Cute & Clever Farm & Forest Friends

by Mary Hertel
Reviewed by Bonny Peters

16 Floral Spin Mystery

by Bonny Peters
We start this mystery with easy Half Square Triangles.





20 The Barefoot Quilter

by Anna Branch
Stitched Together - Changes - Part 1

30 & 37 Gallery

View completed **TQPM** projects made by our readers.



31 Celebrate Wool Appliqué

by Deborah Gale Tirico
Reviewed by Kari Lippert

39 Staff

Meet our staff.

PDF
Templates

Patterns with this symbol have printable templates in this month's PDF Templates file.

Definitions of skill levels:

- **A beginner** must have basic sewing knowledge (including how to use a rotary cutter and the ability to sew a proper seam allowance) and have made at least one quilt.
- **A beginner/intermediate** quilter has more than basic quilting skills and the beginning of intermediate skills.
- **An intermediate** quilter must have made several quilts in either pieced or appliqué styles.
- **An intermediate/advanced** quilter has more than intermediate quilting skills and the beginning of advanced skills.
- **An advanced** quilter will have made many complex quilts.



Common Abbreviations:

- BA:** Baltimore Album
- BOM:** Block Of The Month
- COC:** Cream On Cream
- EPP:** English Paper Piecing
- FPA:** Freezer Paper Appliqué
- FQ:** Fat Quarter
- HST:** Half Square Triangle
- LOF:** Length Of Fabric
- NS:** No Steam
- OG:** On Grain
- OTB:** On The Bias
- PWF:** PreWashed Fabric
- QST:** Quarter Square Triangle
- RST:** Right Sides Together
- SST:** Side Setting Triangle
- UFO:** UnFinished Object
- WIP:** Works In Progress
- WOF:** Width Of Fabric
(from selvage to selvage)
- WOW:** White On White

Cat Den Mountain Quilts

Offering quilt patterns using innovative piecing techniques for efficiency and accuracy.




www.CatDenMountainQuilts.com

www.catdenmountainquilts.com/blog
www.facebook.com/CatDenMountainQuilts/
Bonny.Peters@CatDenMountainQuilts.com



PURRFECT SPOTS

Unique Quilts and Needlework



www.purrfectspots.com

BERNINA

made to create


Six Gables Designs

because quilting should be fun

- * Unique patterns and tools
- * Guild programs and workshops



www.sixgablesdesigns.com



Seamless Piecing

- ★ NO tiny pieces to cut
- ★ NO pesky little seams
- ★ NO frustration.

Home of the Table Runner Marathon.

www.seamlesspiecing.com
RB.seamlesspiecing@gmail.com

Quilts for Sale

THE Online Place to Buy and Sell Quilts
Made by Canadian and U.S. Quilters
Visit us at <http://www.quiltsforsale.ca>