



The *Quilt Pattern Magazine*

February 2016
www.QuiltPatternMagazine.com

background quilt made by Julyn Watkins and quilted by Virginia Gore

4

New Projects, plus 1 Mystery and 1 Workshop

- * **Book Review:**
A Bit of Appliqué
- * **Curvalicious Meets Modern**
- * **New Mystery Quilt:**
Night Blooms



Colour Challenge



Howling Wolf



Blue Blossom

From the Editor

Are you a gadget lover? I do love a new gadget. Throughout the years of my quilting experience, I've purchased many a gadget. Some have been winners, others - not so much.



Remember when the quilt calculators came out? I was so excited. I bought one and completely failed when I tried to use it. The formulas were complicated (for me) and I had to keep the booklet it came with very close by. I couldn't remember all that stuff! But I had quilting friends who zipped through those formulas declaring it the best thing to happen to their sewing rooms since the rotary cutter. I felt so stupid.



Karen Saari

I once purchased a set of circle acrylic shapes. I bought them because they were 40% off and I still had money leftover after my LQS's annual big sale. (I still haven't figured out how I had money left over when the entire shop was 40% off.) I have been surprised at how often I use those shapes. They are great for yo-yo's of various sizes, primitive flower layers, half-circles (no more going for a plate from the kitchen), and they are perfect when appliquéing snowmen!

Another win is my set of metal Bias Bars. I never realized how often I make narrow strips in need of pressing. I also use them as rulers when I need a straight line and can't reach my real ruler. Plus, if I need a very long straight line, I use them in a line and then use my 6" x 24" ruler to make sure they are straight.

I think my favorite gadget of all times is my ripper. It totally pays to buy the more expensive one, because a cheap ripper will give you headaches. Have you ever been using a ripper that is not sharp enough, so you push harder and end up cutting into the fabric? I can't be the only one!

Enjoy your gadgets and try a new one this month!

Karen

The Quilt Pattern Magazine is an online magazine that is published 12 times a year. Subscribe at www.QuiltPatternMagazine.com.

Postal address: **The Quilt Pattern Magazine, PO Box 182671, Arlington TX, 76096-2671, USA**

CEO: Cindy Dean Mccoy

CO-FOUNDER: Maria Hrabovsky

EDITOR IN CHIEF: Barbara Chojnacki

EDITOR: Karen Saari

PATTERN EDITOR: Carol Dockery

ARTICLE EDITOR: Sharon Kirkpatrick

COPY EDITOR: Barbara Douglas

TECHNICAL EDITOR: Isobel Meekins

TECHNICAL EDITOR: Nancy Noah

MARKETING: Nan Baker

Products advertised in this magazine are the sole responsibility of the advertisers. Consumer complaints should be addressed to the individual advertiser. Written notifications can be sent to **The Quilt Pattern Magazine** at the address above.

Reproduction of any part of this magazine in any way whatsoever is strictly prohibited.

You may make and sell up to 5 quilted items from any pattern in this magazine. For anything above that, or to exhibit a quilt from one of our magazine patterns, you must contact the designer for permission.

The instructions in this magazine are published in good faith and have been checked for accuracy; however, no warranty, either expressed or implied, is made nor are successful results guaranteed. We have no control of, nor are we responsible for, content outside of our website.

Table of Contents

Projects



6 Howling Wolf
by Kristi Lehane
Here is a paper-pieced quilt that will look great in the man cave.




38 Colour Challenge
by Maria Hrabovsky
Maria challenges you to try out some new color combinations.



12 Blue Blossom
by Selina Kuyp
This is a striking quilt with ample room for creative quilting.



42 Grandmother's Legacy
by Karen Saari
We've come to the end of this BOM. I hope you've enjoyed it.




24 Wonky Chevron
by Karen Saari
Have some fun with the classic chevron pattern.

Our Commitment to Our Readers and to Quality

Here, at *The Quilt Pattern Magazine*, we are committed to bringing you top-quality patterns that you can depend upon. Our designers are required to have completed their original quilts and to have their patterns tested before submitting them to us. Our team of editors (who are all quilters, too!) then format the patterns (retaining national spellings) and send them out for testing again. Our testers follow the directions from beginning to end, making the entire top (not just a few blocks), including multiple sizes when necessary, to ensure that the materials list, directions, illustrations, and templates, are all accurate.

Table of Contents

Features



10 The Barefoot Quilter by Anna Branch
Oh, the conversations we quilters enjoy!



16 Your First Quilt Workshop by Maria Hrabovsky
Let's talk about calculating fabric.

23 Book Review: A Bit of Appliqué
by Amy Struckmeyer
Review by Barbara Chojnacki

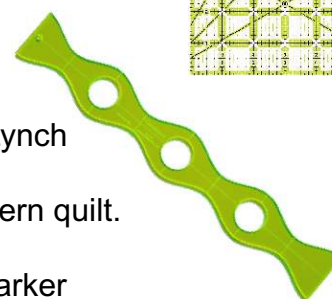
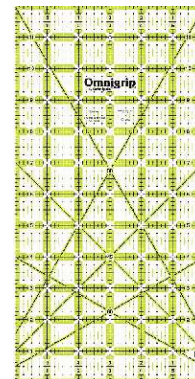


30 Curvalicious Meets Modern by Cheryl Lynch
Enjoy a mini-workshop using Cheryl's Curvalicious acrylic tool to make a modern quilt.

34 Night Blooms Mystery Quilt by Janet Barker
This is the beginning of a new mystery!

37 Gallery:
Here are pictures of projects from the magazine.

47 Staff: Meet our staff.



PDF
Templates

Patterns with this symbol have printable templates in this month's PDF Templates file.

Definitions of skill levels:

- **A beginner** must have basic sewing knowledge and have made at least one quilt. We will assume that you know how to use a rotary cutter and can understand and sew with proper seam allowances.
- **A beginner/intermediate** quilter has more than basic quilting skills and the beginning of intermediate skills.
- **An intermediate** quilter must have made several quilts in either pieced or appliqué styles.
- **An intermediate/advanced** quilter has more than intermediate quilting skills and the beginning of advanced skills.
- **An advanced** quilter will have made many complex quilts.



Common abbreviations:

- BA:** Baltimore Album
- BOM:** Block Of The Month
- COC:** Cream On Cream
- EPP:** English Paper Piecing
- FPA:** Freezer Paper Appliqué
- FQ:** Fat Quarter
- HST:** Half Square Triangle
- LOF:** Length Of Fabric
- NS:** No Steam
- OG:** On Grain
- OTB:** On The Bias
- PWF:** PreWashed Fabric
- QST:** Quarter Square Triangle
- RST:** Right Sides Together
- SST:** Side Setting Triangle
- UFO:** UnFinished Object
- WIP:** Works In Progress
- WOF:** Width Of Fabric
(from selvage to selvage)
- WOW:** White On White



PURRFECT SPOTS
 Unique Quilts
 and
 Needlework

www.purrfectspots.com



Quilter By Night Designs
www.QuilterByNight.com



Easy E-Reader Case
 Sizes to fit most popular E-Readers and Tablets including the iPad, iPad 2, Nook™, Nook Color™, Kindle™ Wi-Fi, Kindle™ 3G, and many others.

Quilted outer layer and ultrafirm stabilizer provide excellent protection. Handy carrying strap and charger case instructions included.

For more unique, useful projects, including totes, placemats, and baskets, that promote the art of quilting, visit www.QuilterByNight.com.



Morning Glory
DESIGNS
 by **Reeze L. Hanson**
 Quilt Designer & Teacher EQ7

morningglorydesigns.com
reeze@morningglorydesigns.com 785.418.1176

Quilts for Sale

THE Online Place to Buy and Sell Quilts
 Made by Canadian and U.S. Quilters
 Visit us at <http://www.quiltsforsale.ca>



STONE COTTAGE
BARBARA DOUGLAS **DESIGNS**

www.stonecottagequilts.com

Author ~ Teacher ~ Art Quilting ~ Eclectic Quilt Patterns

